

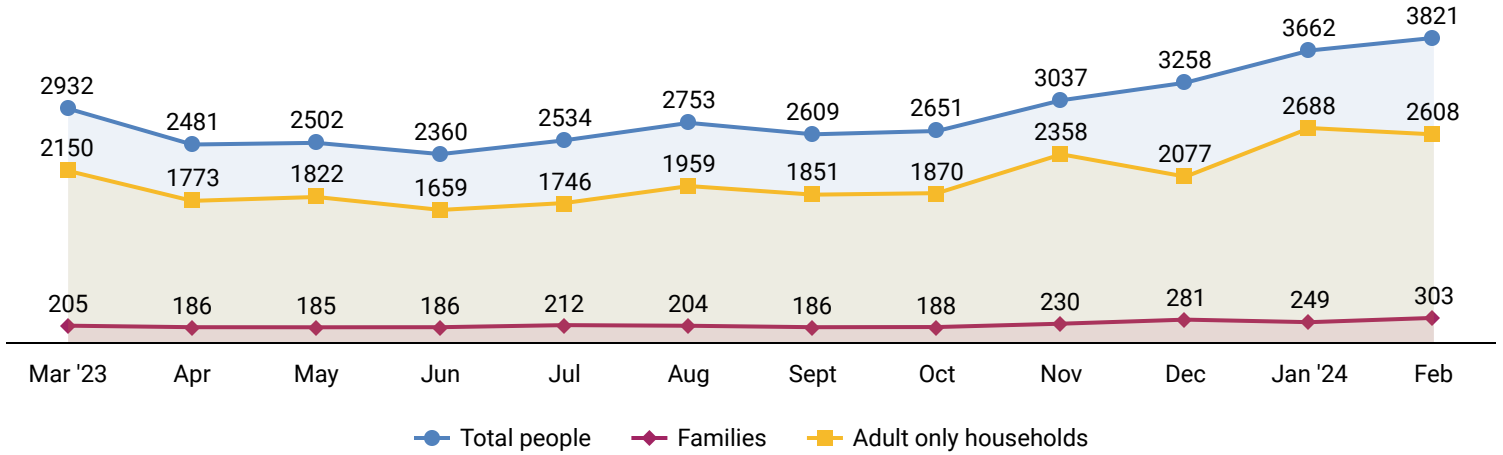
# Nashville Homelessness Data, February 2024

Source: De-duplicated Nashville-Davidson County HMIS data including permanent housing exits and move-in dates from Emergency Shelters, Transitional Housing, Street Outreach, Rapid Rehousing, and Permanent Housing.\*



\*This data does not include information from the Nashville Rescue Mission or the Domestic Violence Coordinated Entry process.

**3,821 people** experienced homelessness in Nashville in **February 2024**. These 3,821 people were in **2,911 households; 303 families** and **2,608 adult only households**. Over the past 12 months, **7,901 unique people** have experienced homelessness in Nashville.



↓ **267 (7%)** are veterans

↑ **278 (7%)** are youth aged 18-24

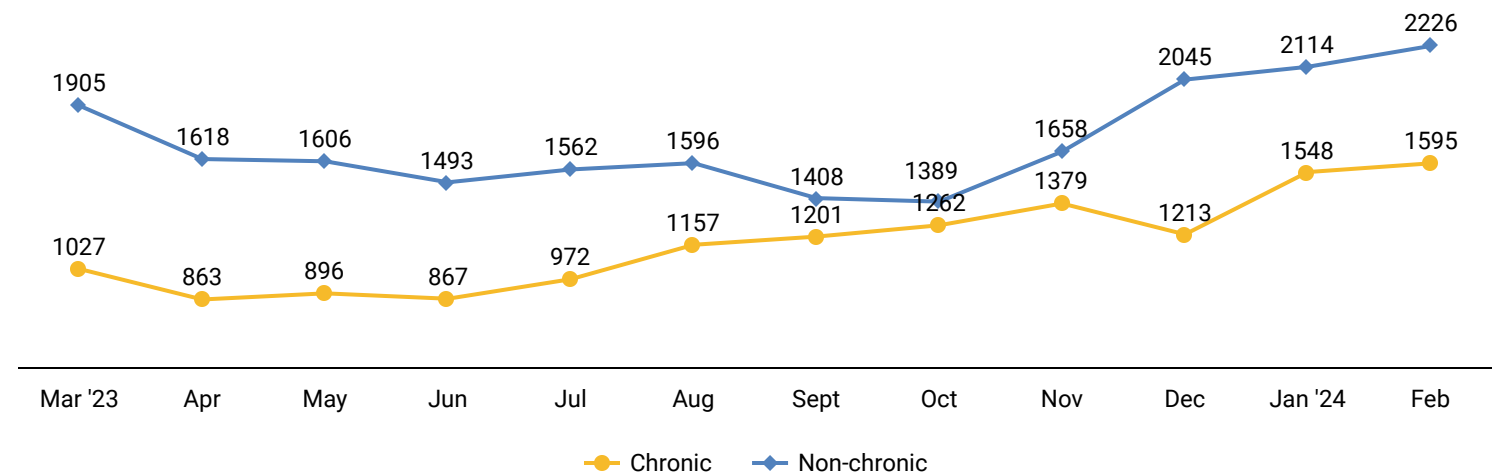
↑ **1,595 (42%)** are experiencing chronic homelessness

↑ **671 (18%)** were entered into HMIS this month (239 new, 432 returning)

↓ People who live outdoors have been experiencing homelessness for an average of **3 years and 7 months**

↓ People who live in shelter have been experiencing homelessness for an average of **2 years and 10 months**

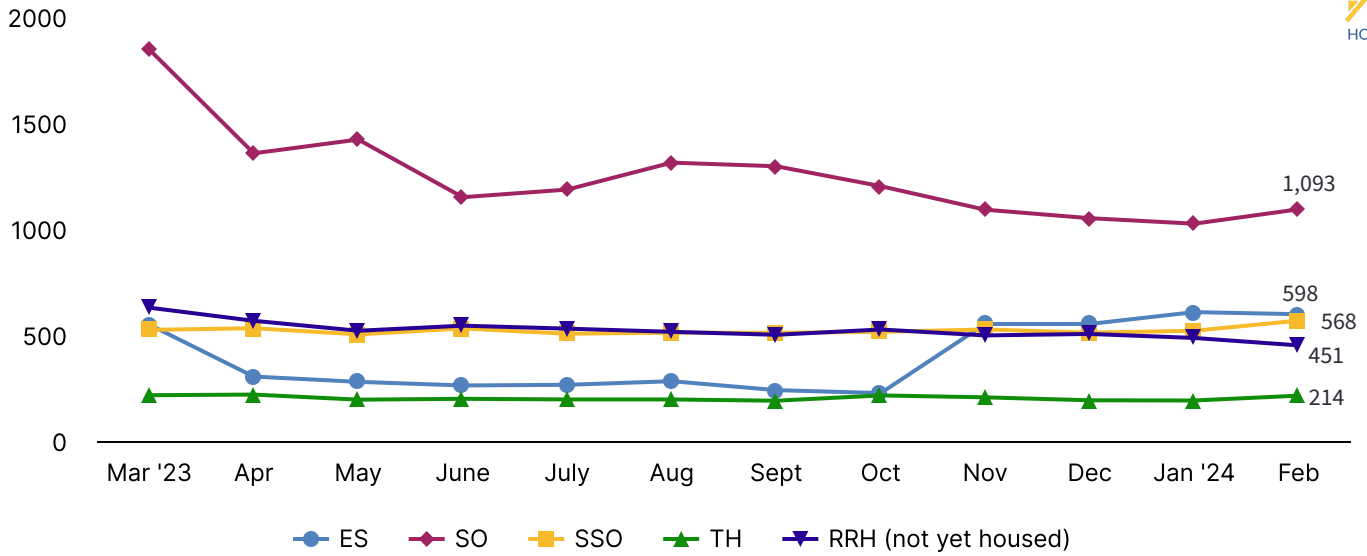
Number of people experiencing chronic homelessness over time



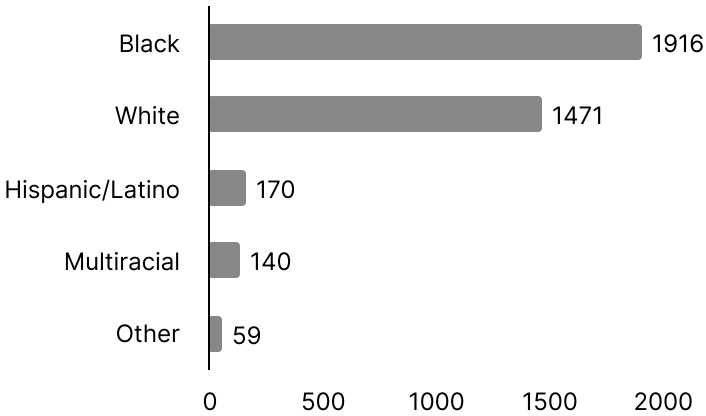
# Nashville Homelessness Data, February 2024



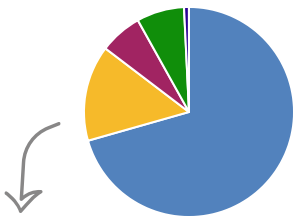
Number of people experiencing homelessness by program type, over time



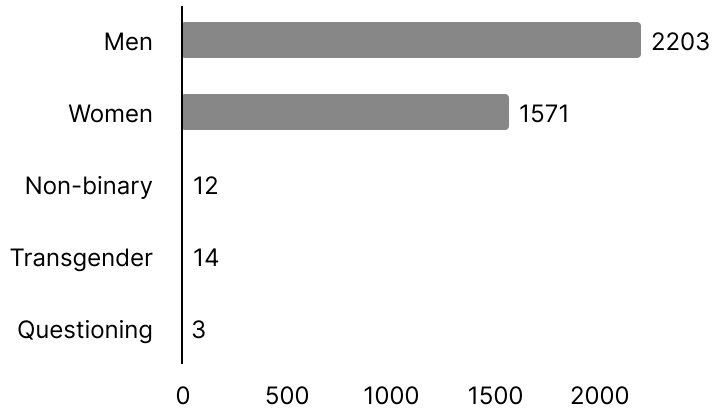
In February, **598** people experiencing homelessness were served in Emergency Shelters, **1,093** in Street Outreach, **214** in Transitional Housing, **568** in Supportive Services only, and **451** in Rapid Re-Housing who had not yet been housed.



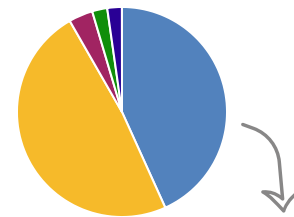
In **February**, **50%** of people experiencing homelessness were Black, **38%** were White, **4%** were Hispanic/Latino, **4%** were Multiracial, and **2%** were other.



In family households, **69%** of people are Black and **14%** are White.



In **February**, **58%** of people experiencing homelessness were men, **41%** were women, **<1%** were non-binary, **<1%** were transgender, and **<1%** were other.

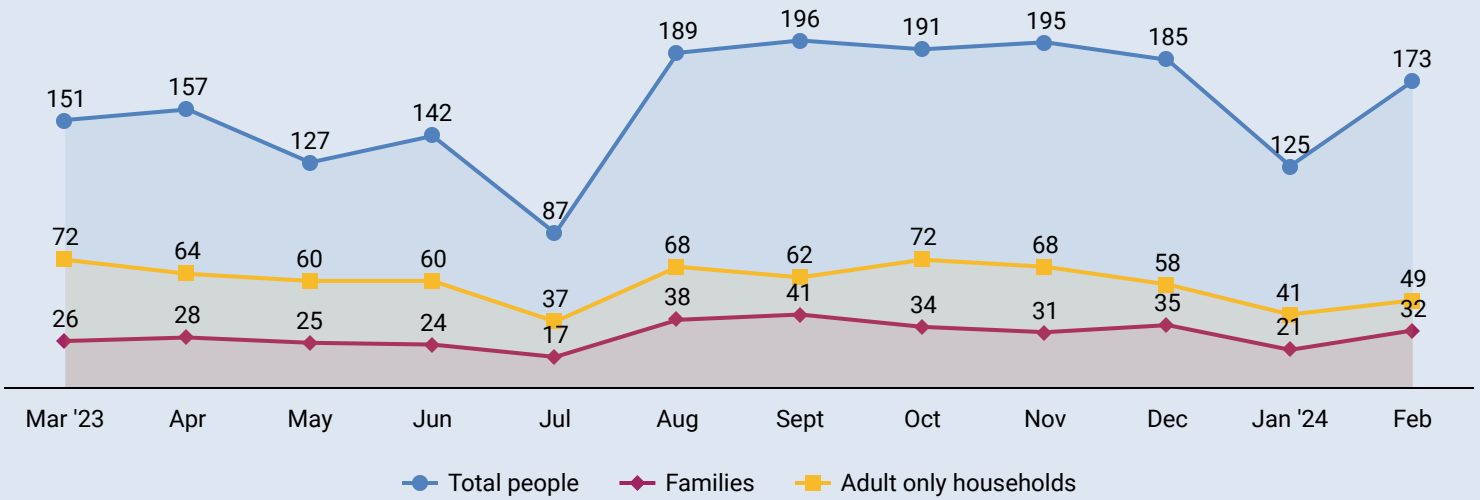


In adult only households, **43%** of people are Black and **48%** are White.

● Black ● White ● Hispanic/Latino ● Multiracial ● Other

# Nashville Housing Data, February 2024

**173 people** experiencing homelessness were housed in Nashville in **February 2024**. These 173 people were in **81 households**; **32 families** and **49 adult only households**. Over the past 12 months, **1,919 people** have been housed in Nashville.



Nashville housed 5% of the total people experiencing homelessness in February; 11% of the families and 2% of the adult only households.

**21 (12%)** are veterans

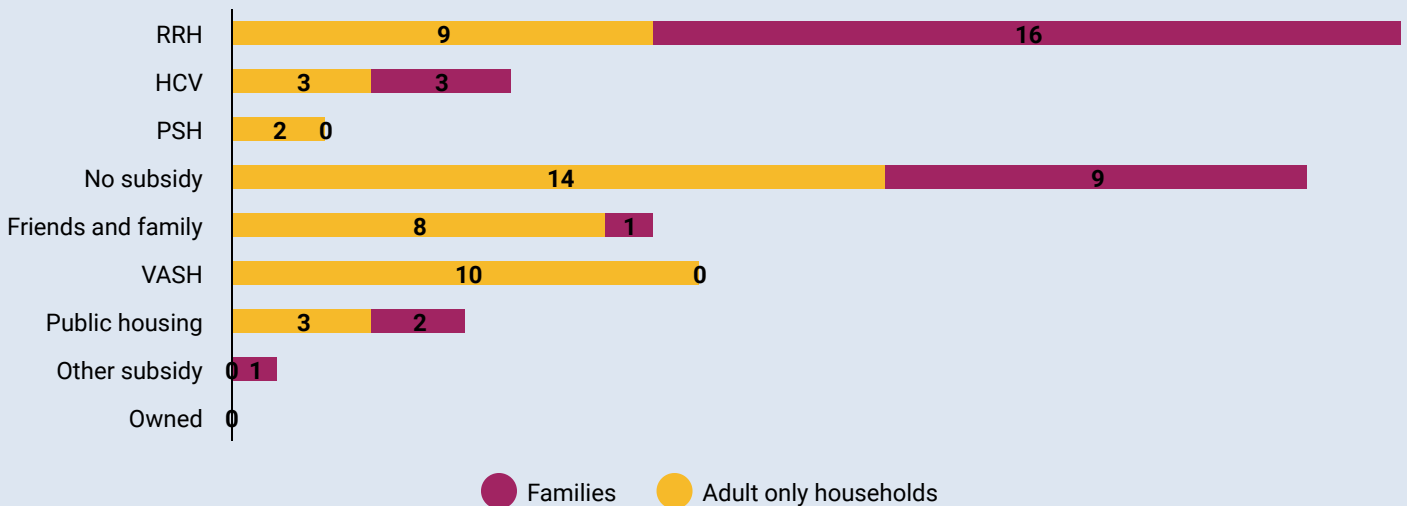
**42 (24%)** were experiencing chronic homelessness

**19 (11%)** are youth aged 18-24

The average length of time from HMIS entry to permanent housing was

168 days

Number of housing exits by destination (households)

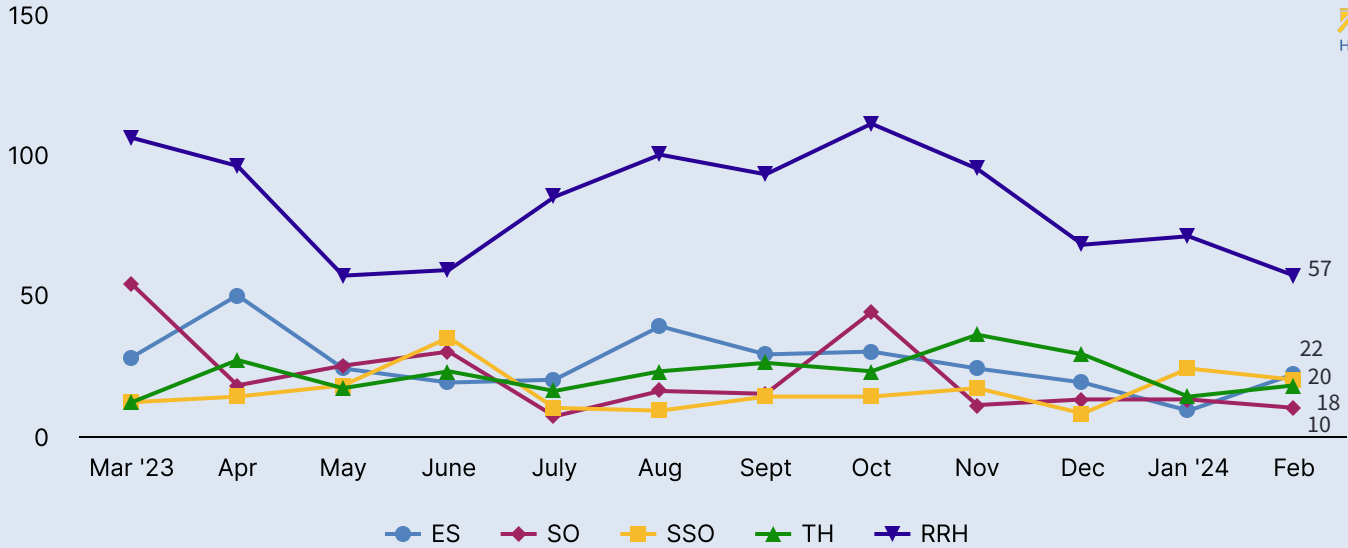


**25 households** were housed with rapid re-housing subsidies in **January**, followed by **23 households** who were housed with no subsidy, and **10 households** who were housed with VASH vouchers.

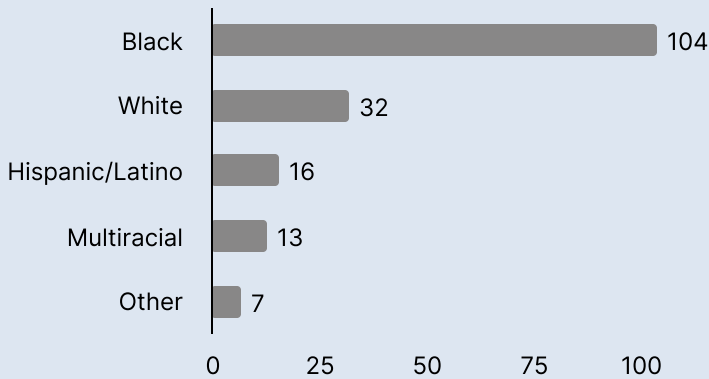
# Nashville Housing Data, February 2024



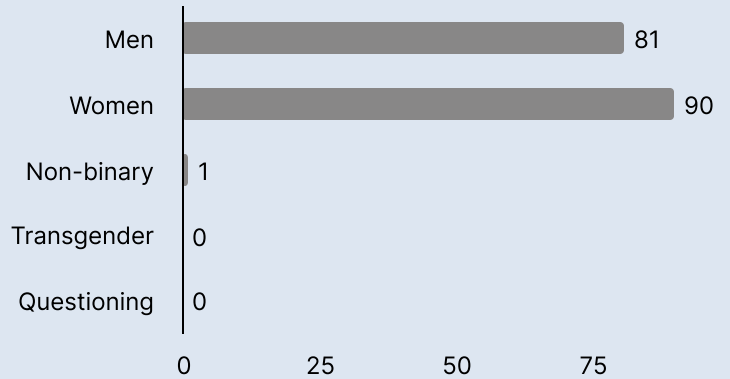
Number of people housed by program type, over time



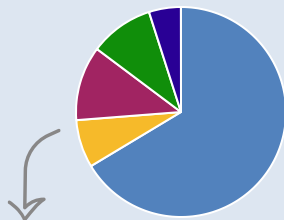
In **February**, **22** people experiencing homelessness were housed from Emergency Shelters, **10** from Street Outreach, **18** from Transitional Housing, **20** from Supportive Services Only, and **57** from Rapid Re-Housing.



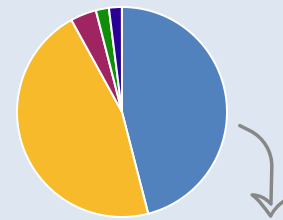
In **February**, **60%** of people housed were Black, **18%** were White, **9%** were Hispanic/Latino, **8%** were Multiracial, and **4%** were other.



In **February**, **47%** of people housed were men, **52%** were women, **1%** were non-binary, **0%** were transgender, and **0%** were other.



In family households, **66%** of people housed were Black and **7%** were White.



In adult only households, **46%** of people housed were Black and **46%** were White.

● Black ● White ● Hispanic/Latino ● Multiracial ● Other

The top agencies who housed the most households in February were: **The Salvation Army (20)**, **Operation Stand Down (17)**, **Safe Haven Family Shelter (13)**, and **Catholic Charities (11)**.