

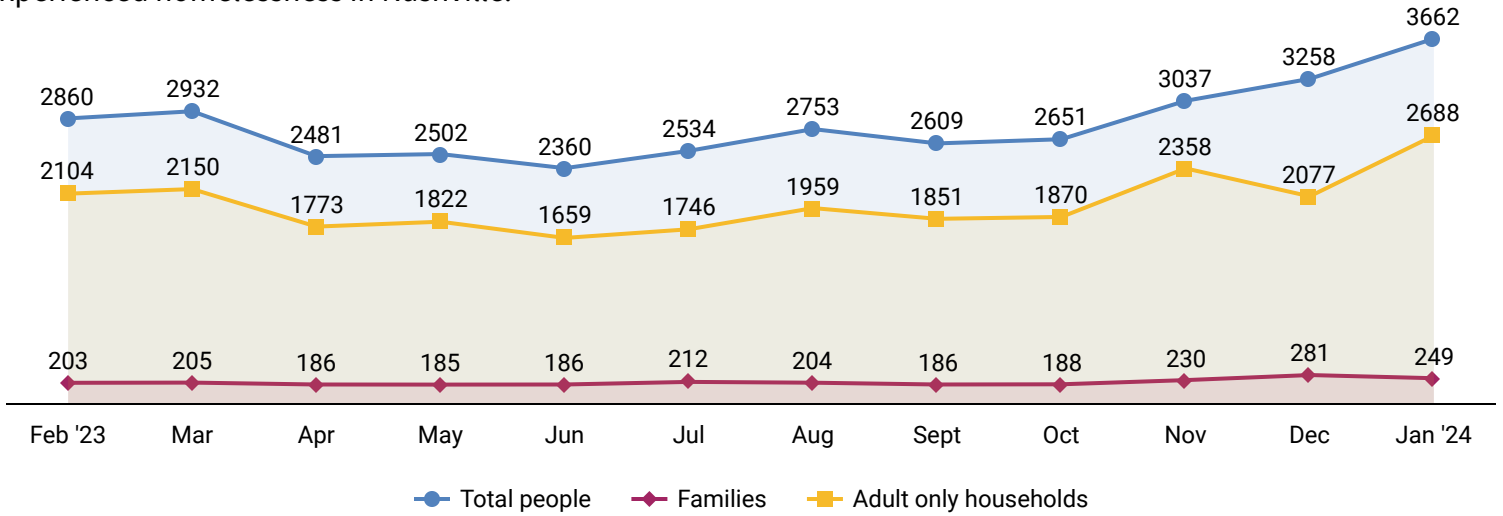
Nashville Homelessness Data, January 2024

Source: De-duplicated Nashville-Davidson County HMIS data including permanent housing exits and move-in dates from Emergency Shelters, Transitional Housing, Street Outreach, Rapid Rehousing, and Permanent Housing.*



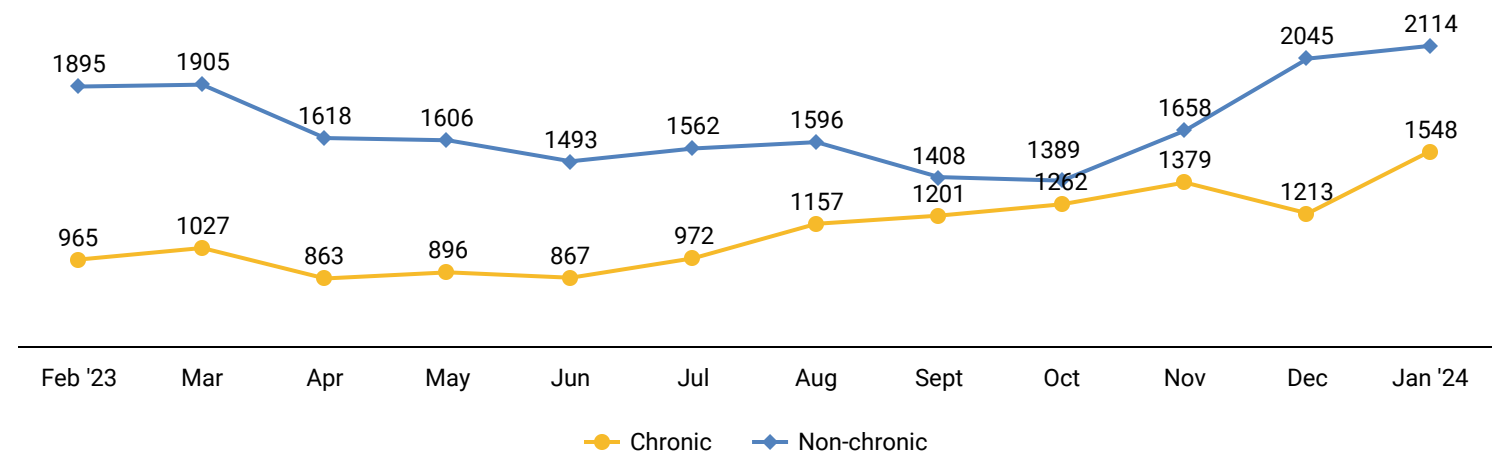
*This data does not include information from the Nashville Rescue Mission or the Domestic Violence Coordinated Entry process.

3,662 people experienced homelessness in Nashville in **January 2024**. These 3,662 people were in **2,937 households; 249 families** and **2,688 adult only households**. Over the past 12 months, **8,411 unique people** have experienced homelessness in Nashville.



- ↑ **294 (8%)** are veterans
- ↑ **1,548 (42%)** are experiencing chronic homelessness
- ↑ **294 (8%)** are youth aged 18-24
- ↑ **588 (16%)** were entered into HMIS this month (242 new, 346 returning)
- ↑ People who live outdoors have been experiencing homelessness for an average of **4 years and 2 months**
- ↓ People who live in shelter have been experiencing homelessness for an average of **3 years and 8 months**

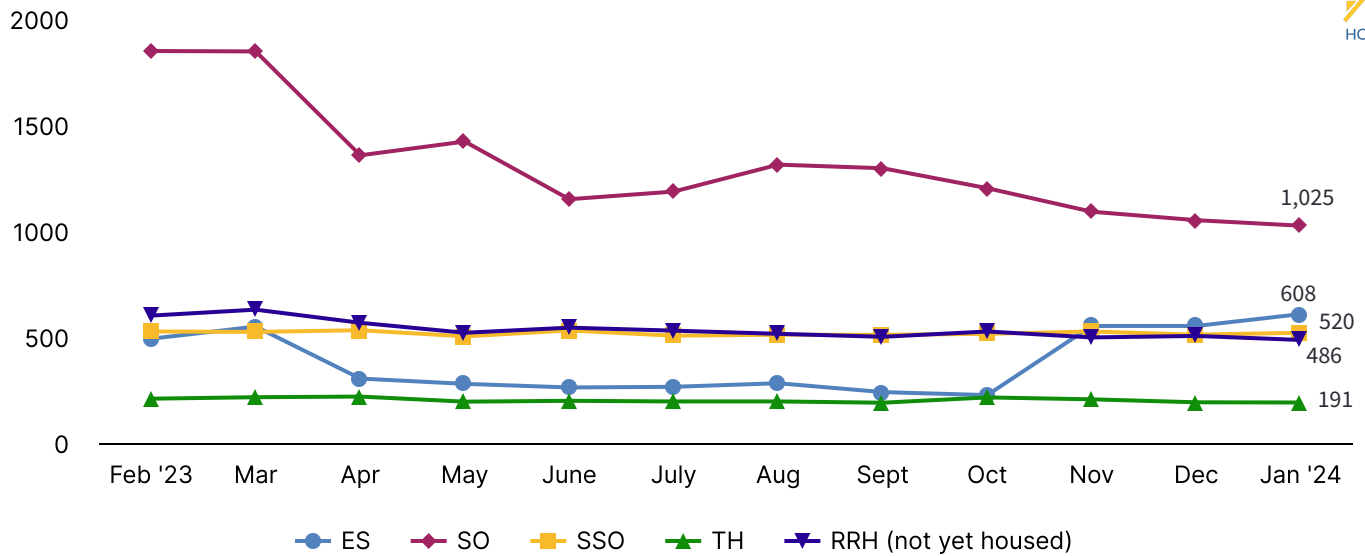
Number of people experiencing chronic homelessness over time



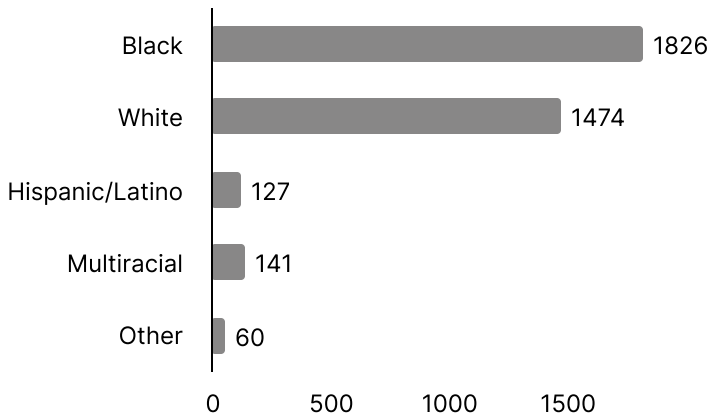
Nashville Homelessness Data, January 2024



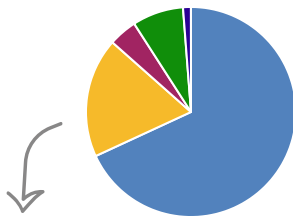
Number of people experiencing homelessness by program type, over time



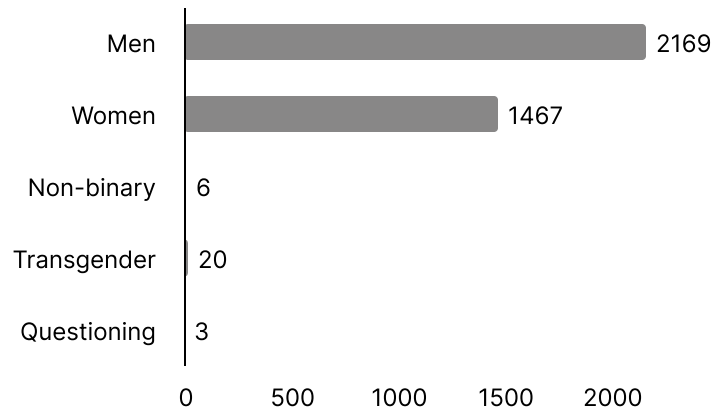
In January, **608** people experiencing homelessness were served in Emergency Shelters, **1,025** in Street Outreach, **191** in Transitional Housing, **520** in Supportive Services only, and **486** in Rapid Re-Housing who had not yet been housed.



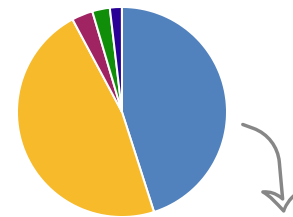
In **January**, **50%** of people experiencing homelessness were Black, **40%** were White, **3%** were Hispanic/Latino, **4%** were Multiracial, and **2%** were other.



In family households, **68%** of people are Black and **18%** are White.



In **January**, **59%** of people experiencing homelessness were men, **40%** were women, **<1%** were non-binary, **1%** were transgender, and **<1%** were other.

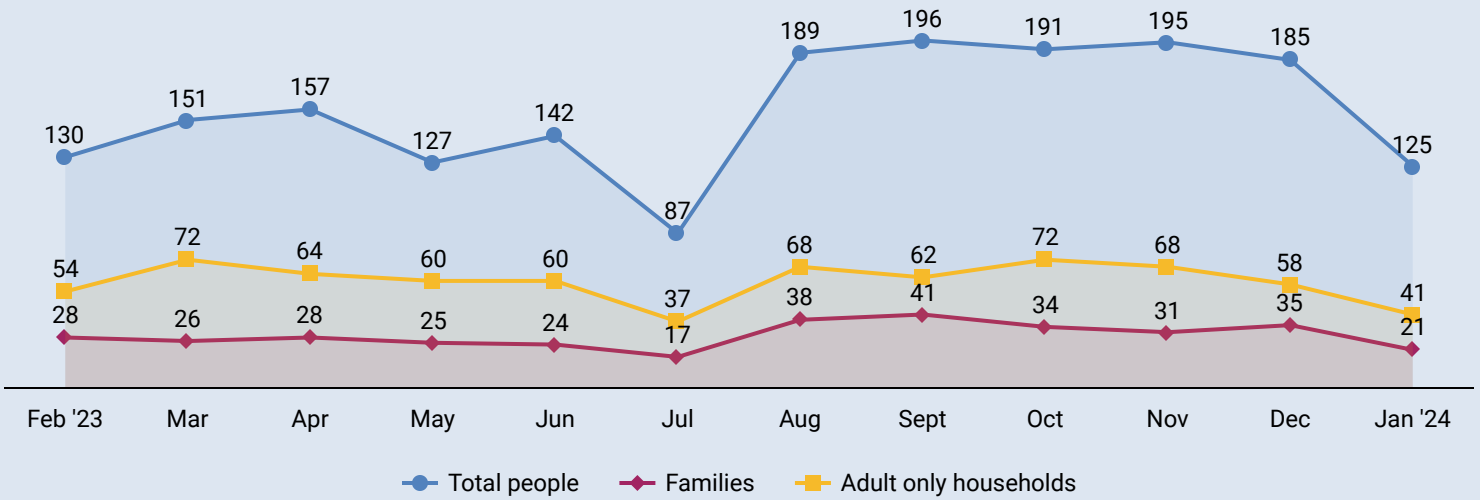


In adult only households, **45%** of people are Black and **47%** are White.

● Black ● White ● Hispanic/Latino ● Multiracial ● Other

Nashville Housing Data, January 2024

125 people experiencing homelessness were housed in Nashville in **January 2024**. These 125 people were in **62 households**; **21 families** and **41 adult only households**. Over the past 12 months, **1,875 people** have been housed in Nashville.



Nashville housed 3% of the total people experiencing homelessness in January; 8% of the families and 2% of the adult only households.

18 (14%) are veterans

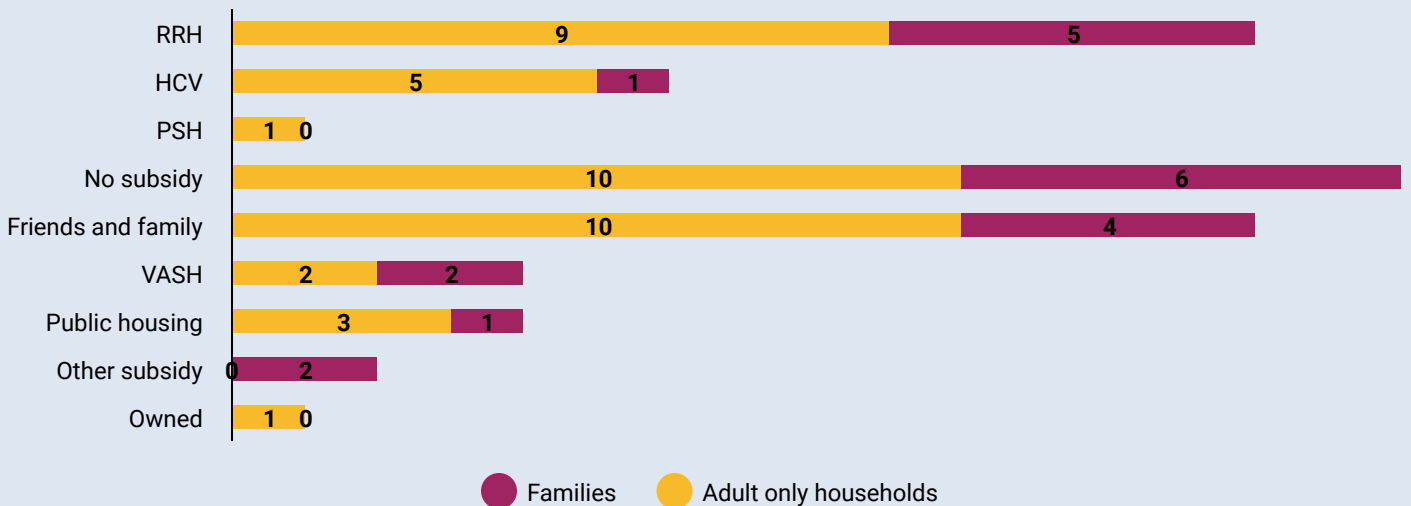
28 (22%) were experiencing chronic homelessness

11 (9%) are youth aged 18-24

The average length of time from HMIS entry to permanent housing was

203 days

Number of housing exits by destination (households)

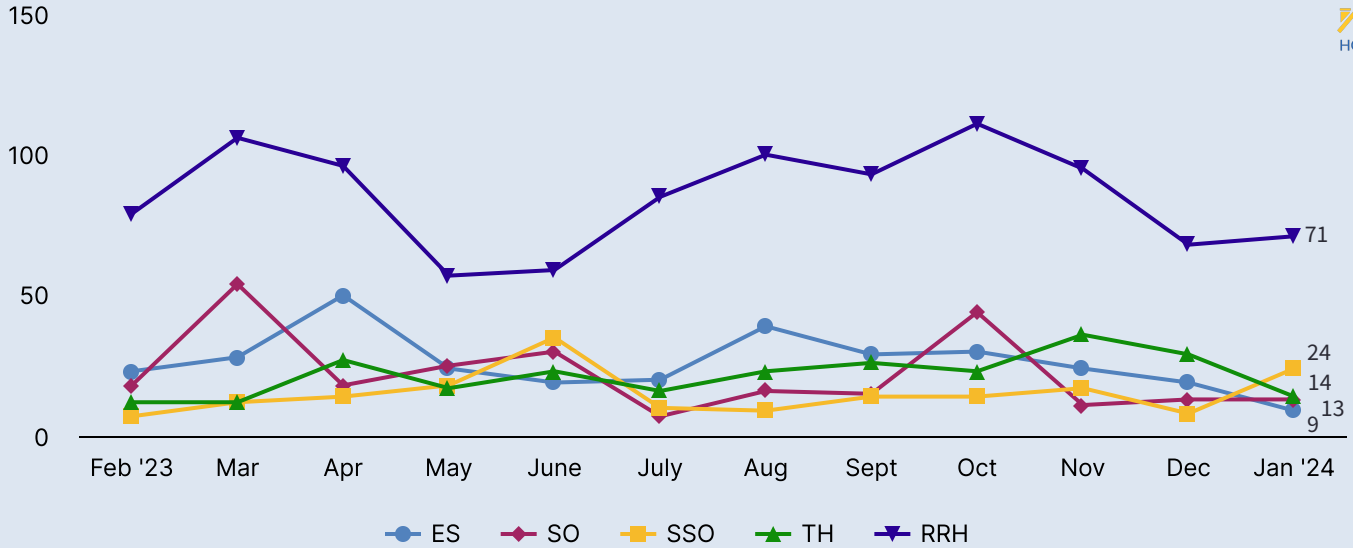


16 households were housed with no subsidy in **January**, followed by **14 households** who were housed with rapid re-housing subsidies, and **14 households** who were housed with family and friends.

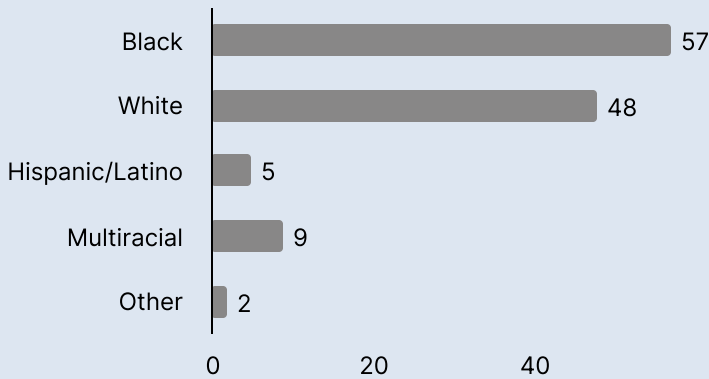
Nashville Housing Data, January 2024



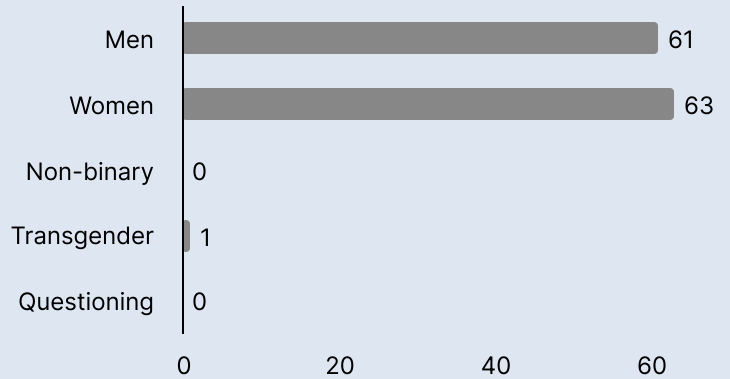
Number of people housed by program type, over time



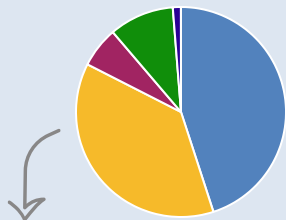
In **January**, **9** people experiencing homelessness were housed from Emergency Shelters, **13** from Street Outreach, **14** from Transitional Housing, **24** from Supportive Services Only, and **71** from Rapid Re-Housing.



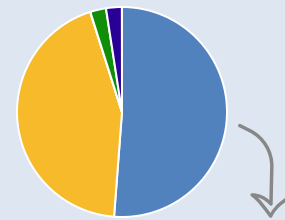
In **January**, **46%** of people housed were Black, **38%** were White, **4%** were Hispanic/Latino, **7%** were Multiracial, and **2%** were other.



In **January**, **49%** of people housed were men, **50%** were women, **0%** were non-binary, **1%** were transgender, and **0%** were other.



In family households, **44%** of people housed were Black and **37%** were White.



In adult only households, **49%** of people housed were Black and **42%** were White.

● Black ● White ● Hispanic/Latino ● Multiracial ● Other

The top agencies who housed the most households in January were: **The Salvation Army (16)**, **Operation Stand Down (10)**, and **Oasis Center (8)**.